



Full Page PDA's

Refer to the number below each design to identify which layout you wish to use for your student's PDA. PDA's shown smaller than actual size.


If you understand desktop publishing, you may wish to do a custom layout. It must be saved as a 300 dpi JPEG. Specifications and ad sizes are shown on the front of this form. More details may be obtained by calling 760-291-4063 or emailing gsadnick@euhsd.k12.ca.us.




Layout Design #Full K
(7 photos)




Layout Design #Full Q
(13 photos)



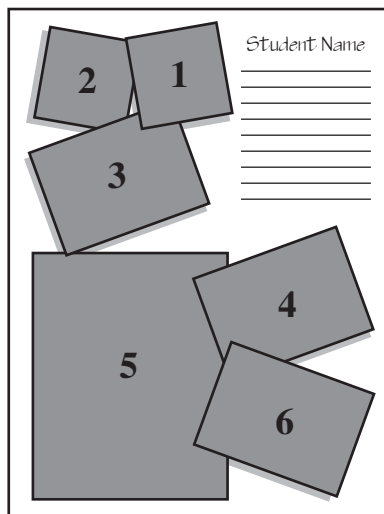
Layout Design #Full M
(8 photos)



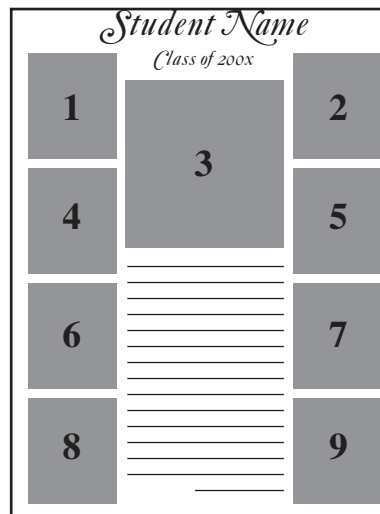
Layout Design #Full O
(10 photos)




Layout Design #Full R
(16 photos)



Layout Design #Full S
(6 photos)



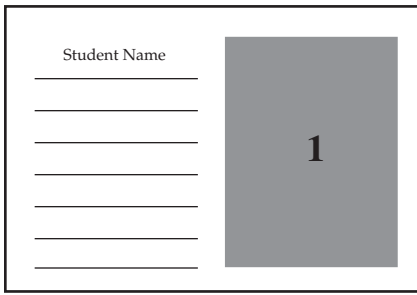
Layout Design #Full T
(9 photos)



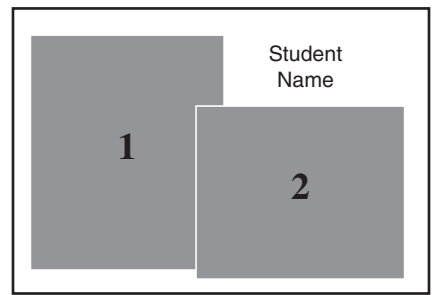
Layout Design #Full V
(9 photos)

1/8 Page PDA's

Design 1/8B is limited to a 40 word message.




Layout Design #1/8 B




Layout Design #1/8 H

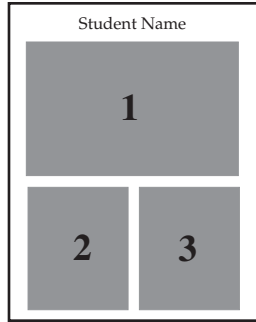
1/4 Page PDA's



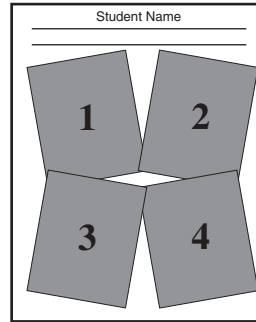
Layout Design #1/4 N




Layout Design #1/4 D



Layout Design #1/4 J

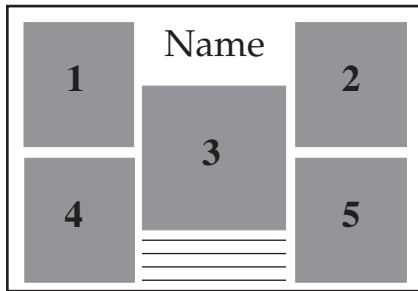


Layout Design #1/4 L

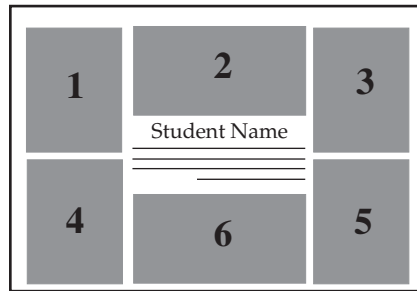


Layout Design #1/4 O

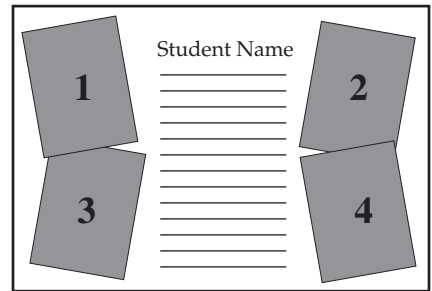
1/2 Page PDA's



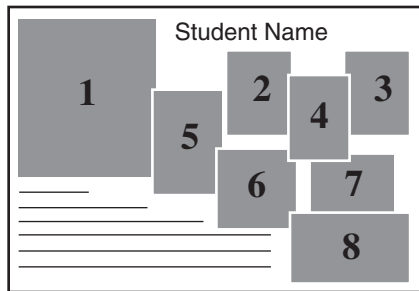
Layout Design #1/2 CC



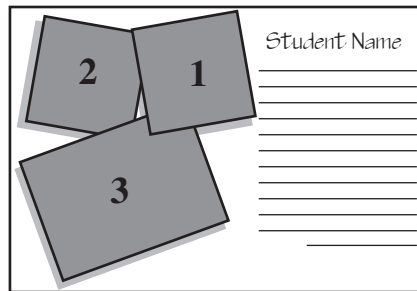
Layout Design #1/2 D



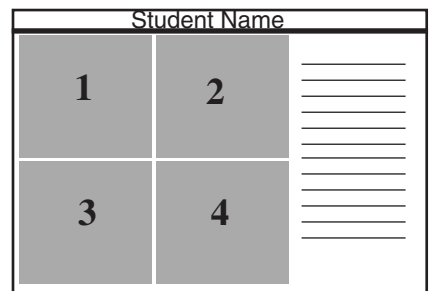
Layout Design #1/2 E



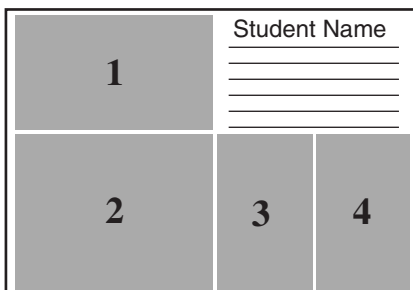
Layout Design #1/2 FF



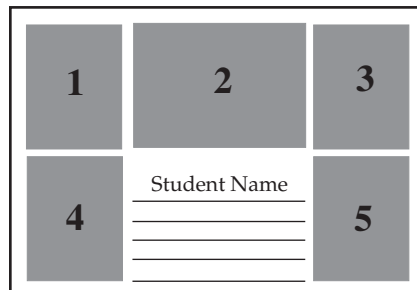
Layout Design #1/2 M



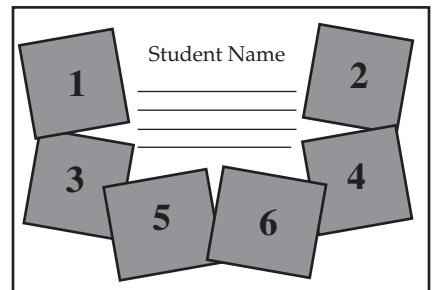
Layout Design #1/2 N



Layout Design #1/2 P



Layout Design #1/2 R



Layout Design #1/2 X